

THE DEAF / MH / Psychiatry



Paul de Wet
University of Pretoria
Weskoppies Hospital

Weskoppies Hoofgebou 1200 Colombe Ashburn

To portray a group is to engage in a political activity

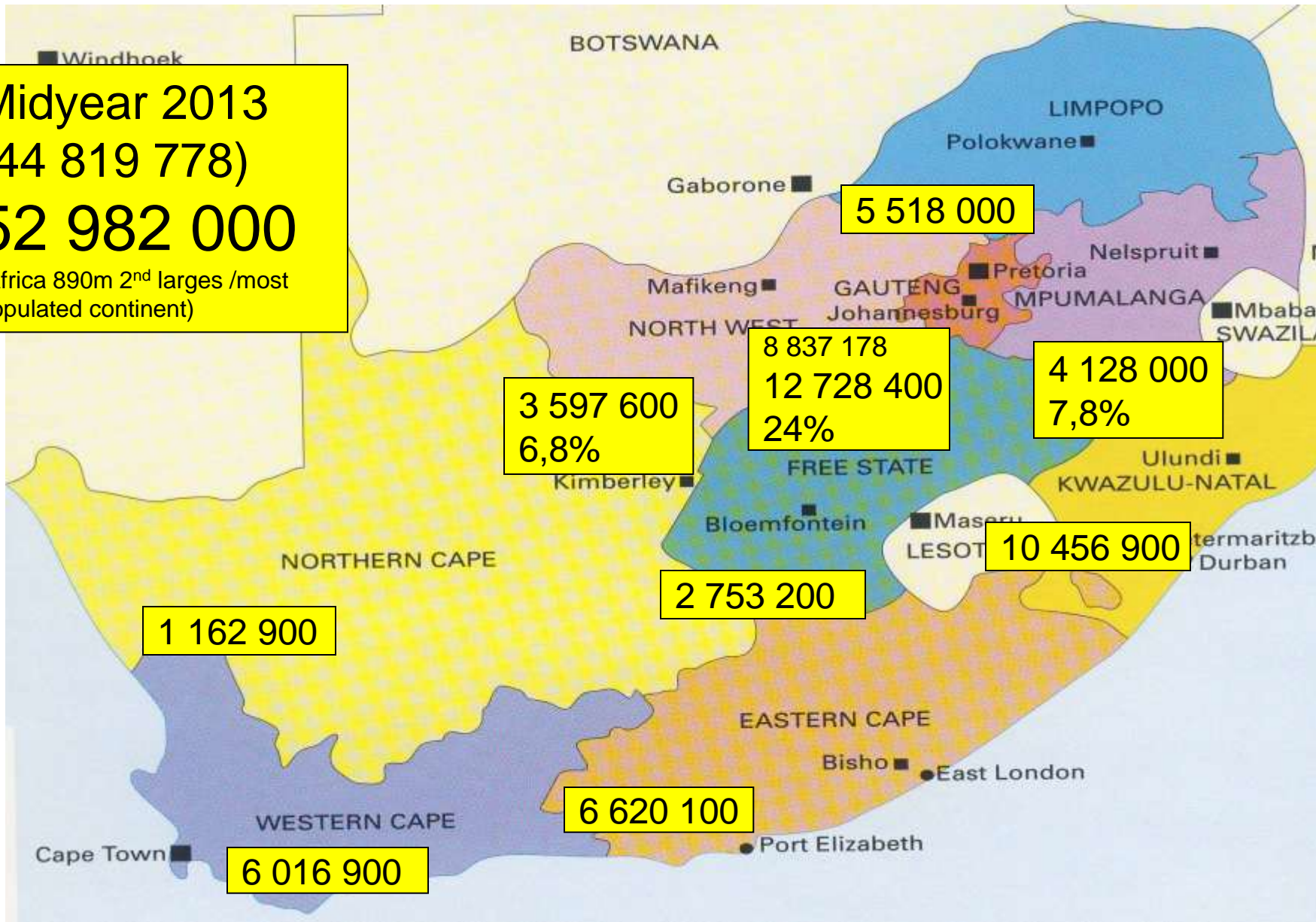
Harlan Lane

Midyear 2013

(44 819 778)

52 982 000

(Africa 890m 2nd largest /most populated continent)



3 597 600
6,8%

8 837 178
12 728 400
24%

4 128 000
7,8%

10 456 900

2 753 200

1 162 900

6 620 100

6 016 900

■ Windhoek

BOTSWANA

2001 Census
URBAN 56.3%
NON-URBAN 43.7%

LIMPOPO

Polokwane ■

89,6%

Nelspruit ■

GAUTENG ■ Pretoria

Johannesburg ■

MPUMALANGA ■

NORTH WEST

60%




60%

FREE STATE

Kimberley ■

Bloemfontein ■



Ulundi ■

KWAZULU-NATAL

Pietermaritzburg ■

Durban ●

NORTHERN CAPE

EASTERN CAPE

Bisho ■

East London ●

60%

WESTERN CAPE

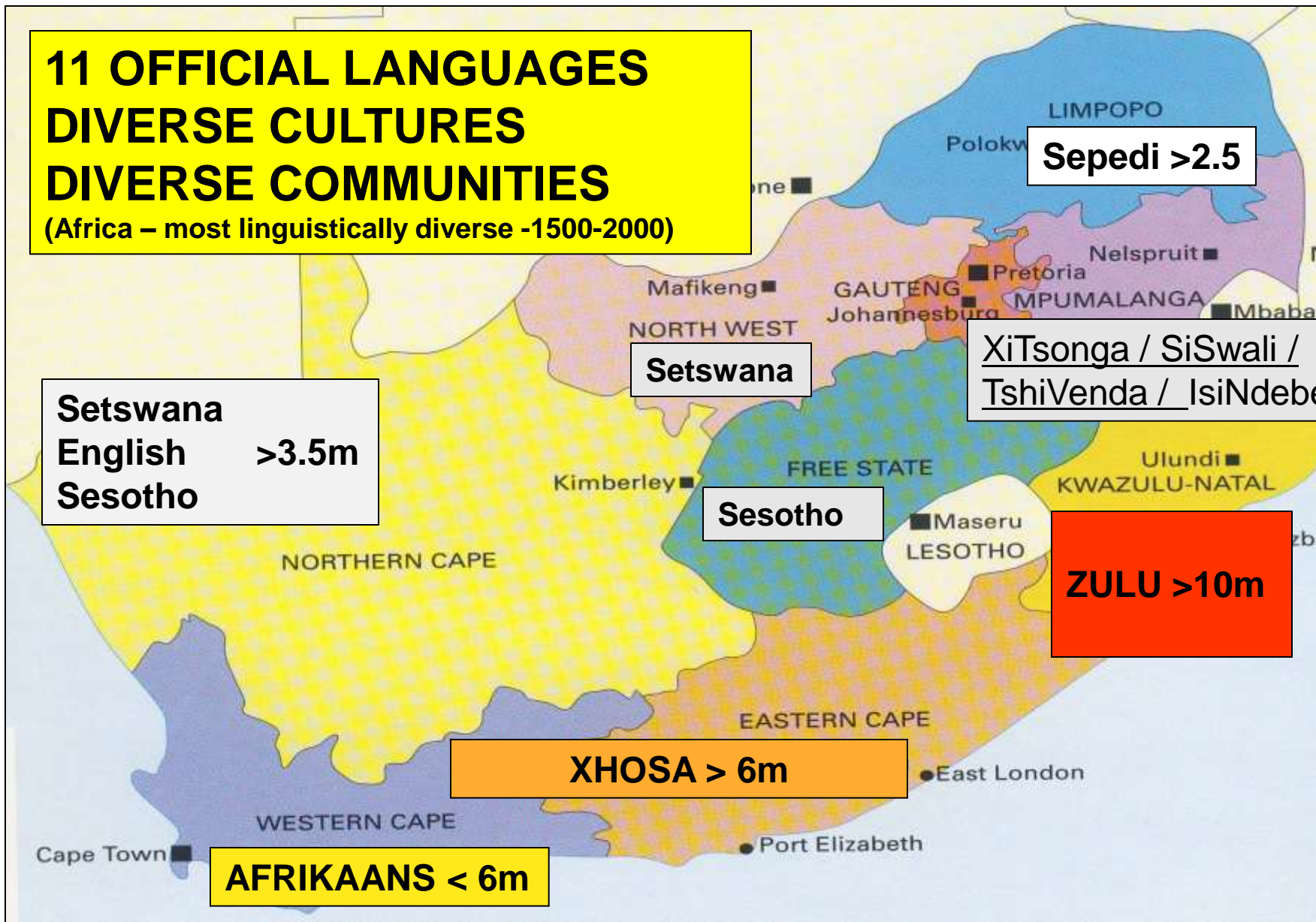
Port Elizabeth ●

Cape Town ■



**11 OFFICIAL LANGUAGES
DIVERSE CULTURES
DIVERSE COMMUNITIES**

(Africa – most linguistically diverse -1500-2000)



Sepedi >2.5

Setswana

XiTsonga / SiSwali /
TshiVenda / IsiNdebele

**Setswana
English >3.5m
Sesotho**

Sesotho

ZULU >10m

XHOSA > 6m

AFRIKAANS < 6m



"Those Snakes? Oh, they're just signing, honey."

Multilingual / Multicultural

English 3 673 20 3

Sign Language
Portuguese
Italian
Chinese
Etc.

Setswana - 3 677 016
NW >2.4

Sepedi - 2 750 178

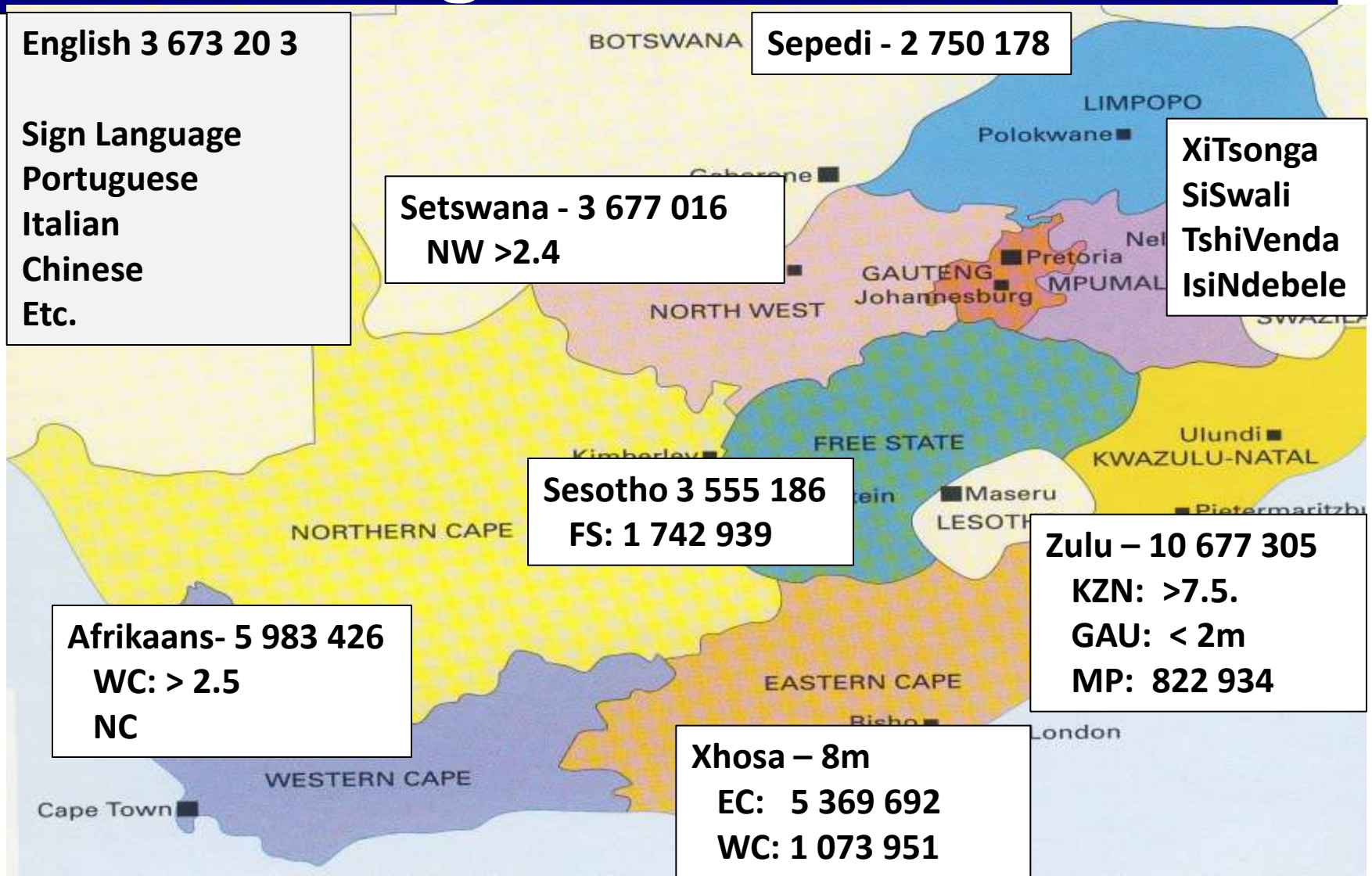
XiTsonga
SiSwali
TshiVenda
IsiNdebele

Sesotho 3 555 186
FS: 1 742 939

Afrikaans- 5 983 426
WC: > 2.5
NC

Zulu – 10 677 305
KZN: >7.5.
GAU: < 2m
MP: 822 934

Xhosa – 8m
EC: 5 369 692
WC: 1 073 951



‘doof’ / ‘deaf’ = physical condition

‘Doof’ / ‘Deaf’ = linguistic & cultural
minority group that share a primary
language – ‘sign language’

DEAFNESS:

- 1. Degrees of deafness or hearing loss**
- 2. Age and rate of onset differ**
- 3. Associated syndromes / disabilities / special needs**
- 4. Modes and abilities to communicate**
- 5. Experience in deafness.**
- 6. Education**
- 7. Employment**

COMMUNICATION

Communication is challenged

- Verbal language.**
- Sign language**
- Ability to communicate is not the same.**
- Knowledge of another language**
- Lip reading**
- Vision**
- Unfamiliar words, words used in a different ways, complex grammatical constructions, unfamiliar pronunciation, mispronounced, speech defects, accents difficult to understand.**
- Requirement to interpret ‘literally’ can be fraud with dangers.**

Example:

“I Know write. I know a-little. Teacher write, talk, talk, write, talk. I fed-up. Woman talk, talk, I write. Push down hand. Talk I know nothing. Talk negative only. I write intelligent no. Only write word. Sentence no. Words. Know word few. Sentence I not make”.

Spoken, Written, Sign/Gestures, Body Language Vocabulary, Grammar, Pronunciation, Accent, Word order, Tone and Stress

Link with certain or various cultural ways:

- **assumptions**
- **between-the-lines implications**
- **mean different things**
- **Age**
- **Nationality**
- **Cultural**
- **Background**
- **professional status**
- **Technical**
- **medical**
- **acquisition**
- **skill**
- **levels**

'DISABLED POPULATION' (2 255 982) (2001 Census)

LIMPOPO

Polokwane ■

44 542

Nelspruit ■

Pretoria ■

Mafikeng ■

GAUTENG
Johannesburg ■

MPUMALANGA

Mbabane ■
SWAZILAND

NORTH WEST

67 044

'HEARING'
(313 585)

'MULTIPLE'
(257 170)

FREE STATE

Port Elizabeth ■

Maseru ■
LESOTHO

KWAZULU-NATAL

Pietermaritzburg ■
Durban ●

EASTERN CAPE

51 499

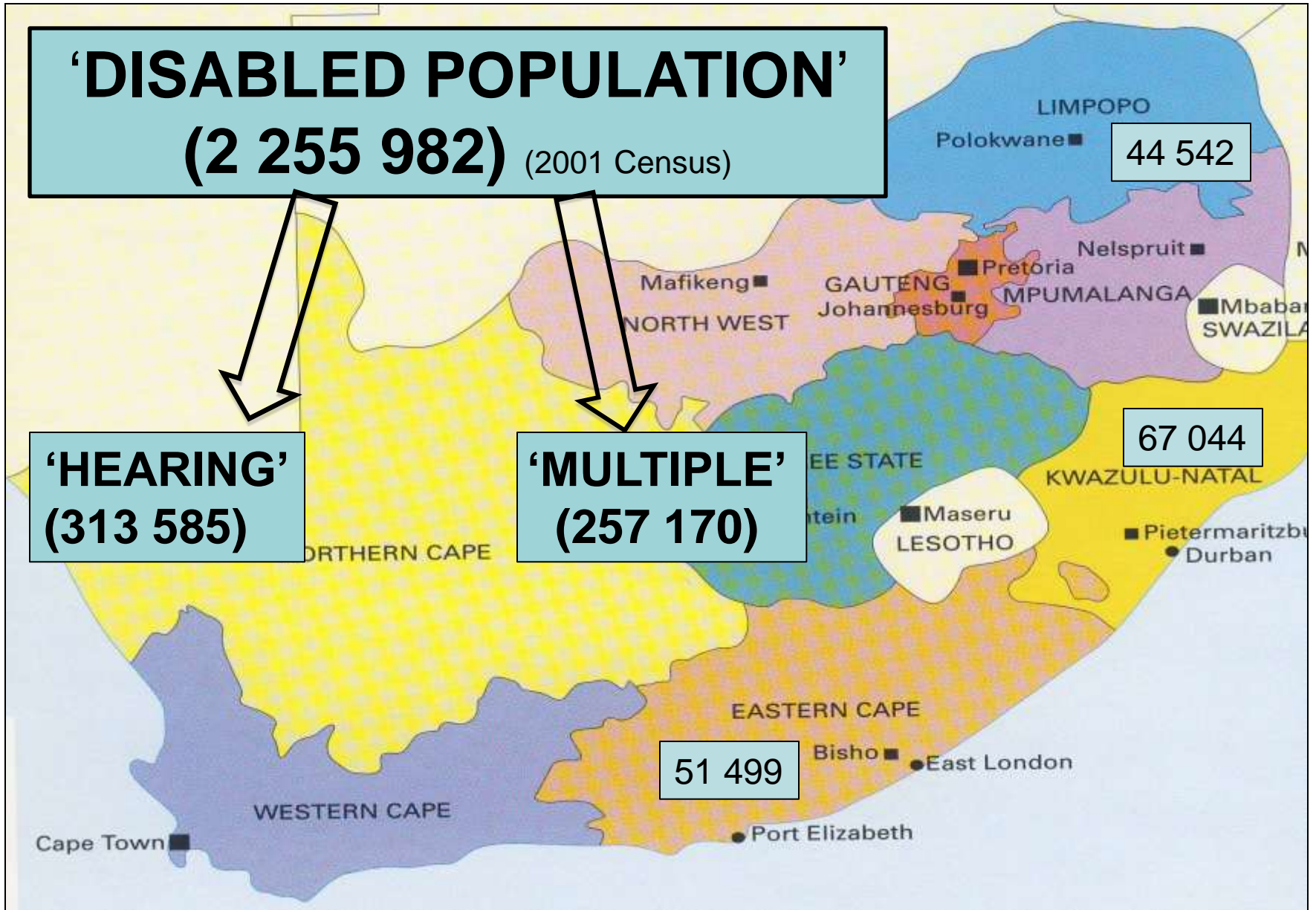
Bisho ■

East London ●

WESTERN CAPE

Port Elizabeth ●

Cape Town ■



+/- 4m 'deaf'


NAMIBIA

Gaborone

LIMPOPO

Polokwane

44 542



**'HEARING
IMPAIRED'
6%**

**'Deaf'
4%**

Mafikeng
NORTH WEST

GAUTENG
Johannesburg

Pretoria

Nelspruit

Mbabane
SWAZILAND

67 044

FREE STATE

Bloemfontein

Maseru
LESOTHO

KWAZULU-NATAL

Pietermaritzburg
Durban

NORTHERN CAPE

EASTERN CAPE

Bisho

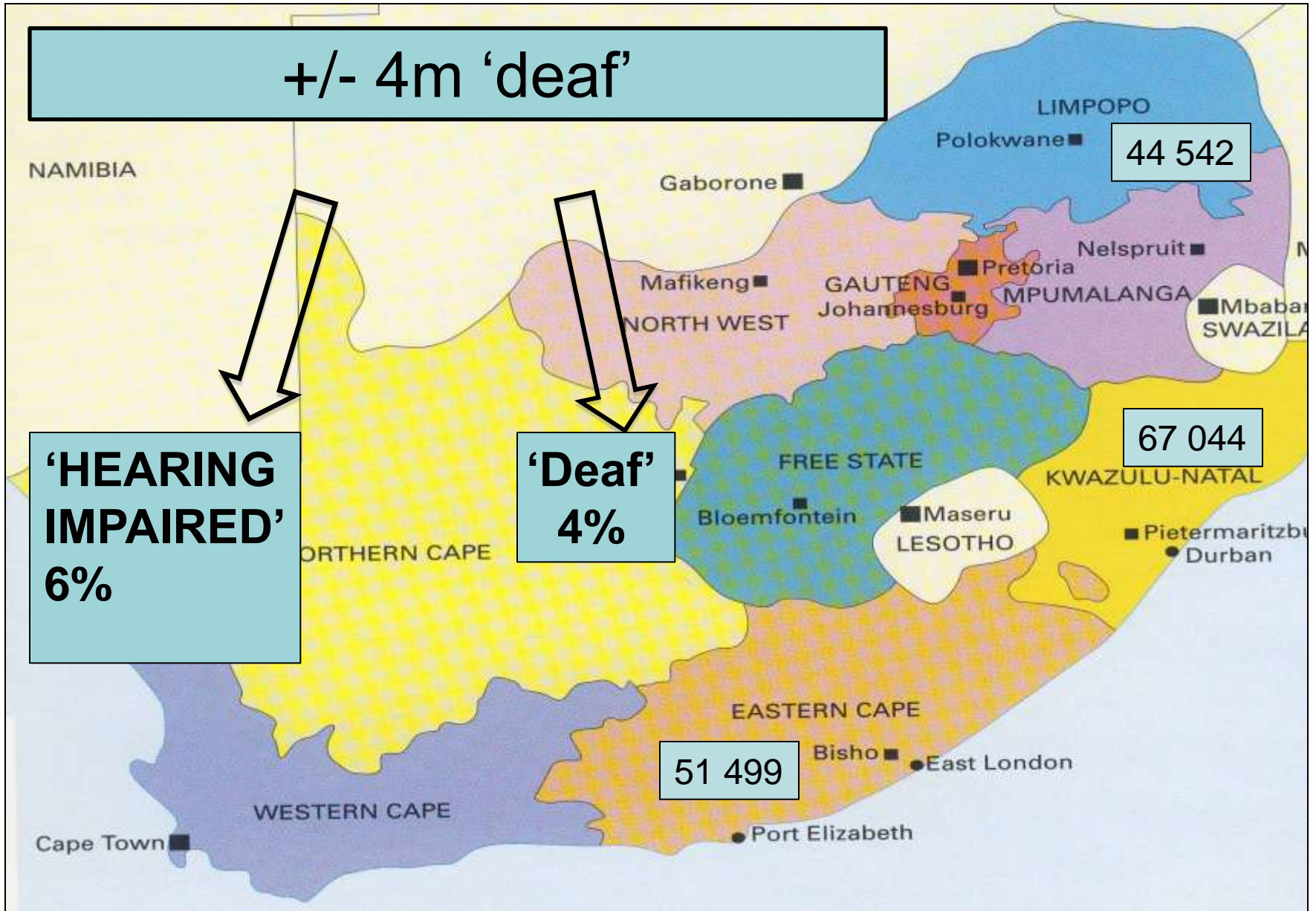
East London

51 499

Port Elizabeth

WESTERN CAPE

Cape Town



PRIMARILY

**Full time working in or
for the cause of
Deaf people**

Societies

Clubs

Congregations

Social service institutions

Schools

etc

BY CHANCE

**Others in part-time
service or on the
odd occasion**

GP's

Health Care Practitioners

Health Care Providers

Community Services

etc

The evaluation and treatment of the Deaf is often compared to the treatment of immigrants

'Shock-withdrawal-paralysis' reaction

Sense of inadequacy and hopelessness

Meadows and Schlezinger

REGISTERED INTERPRETERS

- **Lack of availability / Few interpreters available.**
- **Not frequently involved / expertise ?**
- **New experience**
- **'Languages'**
- **Understand**
- **Linguistic mouthpiece**
- **Culture**
- **Confidentiality**

CAUSES

Congenital

Perinatal

Postnatal

Not Known -60%



Waardenburg Syndrome



Treacher-Collins Syndrome

Mental Disorders ? Not more likely

Assessment process handicap.

Mask an illness / problem

Problem being missed or misinterpreted

Traits attributed to Deaf People

Social

Cognitive

Behavioural

Emotional

A mental health setting can be fraught with difficulties. There are no absolutes. The situation varies

- **do not exist at all in other language**
- **suspicion, distrust**
- **finer nuances – ‘nodding’**
- **doubles the interviewing time**
- **unconsciously influenced**

ACCESS HEALTH CARE SERVICES:

Written information before the appointment.

Confidentiality

Rights.

Method of communication

Provide extra time / reaffirm and/or re-consider previous conclusions.

Anticipate difficulties in understanding what is asked or answered.

Side-effect profile of medication necessitate special care.

Information and education

Communicating with the Deaf by use of gestures produced by people who are not taught to use sign language stand out favourably fro the inexpressive crowd